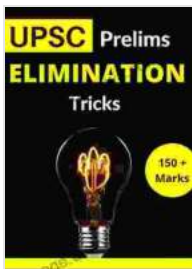


Upsc Prelims Elimination Tricks: Score 120+ In Prelims Exam

Are you preparing for the UPSC Prelims Exam and determined to secure a high score? If so, then you need to master the art of elimination tricks.

Elimination tricks are techniques that can help you quickly and effectively eliminate incorrect answer choices, leaving you with a higher probability of selecting the correct answer. These tricks are especially useful for questions where you are unfamiliar with the topic or where multiple answer choices appear plausible.



UPSC Prelims Elimination Tricks: Score 120+ in Prelims Exam by Lonely Planet

★★★★☆ 4.6 out of 5

Language : English

File size : 2947 KB

Screen Reader: Supported

Print length : 62 pages

Paperback : 512 pages

Grade level : 10 - 12

Item Weight : 1.84 pounds

Dimensions : 8.38 x 1.16 x 10.88 inches



In this article, we will share with you the most effective UPSC Prelims elimination tricks that have been used by toppers to score 120+ in the exam. By incorporating these tricks into your preparation strategy, you can significantly increase your chances of success and secure your place in the

prestigious Indian Administrative Services (IAS) or other UPSC civil services.

1. Read the Question Carefully

The first step to answering any UPSC Prelims question is to read the question carefully. This may seem obvious, but it is important to make sure that you understand what the question is asking before you start trying to answer it.

Pay attention to the key words in the question. These words will tell you what the question is about and what kind of answer the examiner is looking for.

For example, the question "Which of the following is NOT a function of the Supreme Court?" is asking you to identify the incorrect statement. So, you can eliminate any answer choices that are true statements about the Supreme Court.

2. Eliminate Obvious Wrong Answers

Once you have read the question carefully, take a look at the answer choices and identify any that are obviously wrong. These are usually answer choices that are factually incorrect or that do not make sense in the context of the question.

For example, if the question is "Which of the following is the capital of India?" and one of the answer choices is "London," then you can eliminate that answer choice because it is obviously wrong.

3. Eliminate Similar Answers

Another elimination trick is to eliminate answer choices that are similar to each other. This is because it is unlikely that the examiner would include two very similar answer choices in the same question.

For example, if the question is "Which of the following is a major river in India?" and two of the answer choices are "Ganges" and "Brahmaputra," then you can eliminate both of those answer choices because they are both major rivers in India.

4. Eliminate Answers That Are Too General or Too Specific

Another elimination trick is to eliminate answer choices that are too general or too specific. This is because the examiner is usually looking for an answer that is specific and to the point.

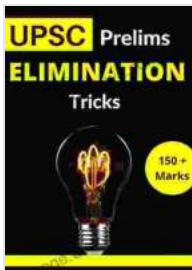
For example, if the question is "Which of the following is the largest state in India?" and one of the answer choices is "India," then you can eliminate that answer choice because it is too general.

Similarly, if the question is "Which of the following is the national animal of India?" and one of the answer choices is "Tiger," then you can eliminate that answer choice because it is too specific.

5. Process of Elimination

The process of elimination is a powerful tool that can help you to narrow down the answer choices and increase your chances of selecting the correct answer. By following the tips above, you can master the art of elimination tricks and significantly improve your UPSC Prelims score.

Elimination tricks are an essential part of UPSC Prelims preparation. By mastering these tricks, you can quickly and effectively eliminate incorrect answer choices, leaving you with a higher probability of selecting the correct answer. Incorporate these tricks into your preparation strategy today and start boosting your UPSC Prelims score!



UPSC Prelims Elimination Tricks: Score 120+ in Prelims

Exam by Lonely Planet

★★★★☆ 4.6 out of 5

Language : English

File size : 2947 KB

Screen Reader: Supported

Print length : 62 pages

Paperback : 512 pages


Grade level : 10 - 12

Item Weight : 1.84 pounds

Dimensions : 8.38 x 1.16 x 10.88 inches


FREE

DOWNLOAD E-BOOK



Unveiling the Legacy of New England Salmon Hatcheries and Salmon Fisheries in the Late 19th Century

Journey back in time to the late 19th century, a period marked by significant advancements in the field of fisheries management and aquaculture. New...



Embark on a Literary Adventure with Oliver Twist: A Comprehensive SparkNotes Guide

Unveiling the Complex World of Oliver Twist: A Captivating Journey In the shadowy labyrinth of 19th-century London, a young orphan named Oliver Twist embarks on a...